



Trinity Health, one of the largest faith-based health care organizations in the nation, reports excess of revenue over expenses of \$586.9 million (net margin 8.9 percent) during the first quarter of fiscal year 2025

Summary Highlights for the First Quarter of Fiscal Year 2025 (Three Months Ended September 30, 2024):

- Operating cash flow of \$324.3 million, or 5.2 percent operating cash flow margin; compared to operating cash flow of \$230.2 million or 4.1 percent operating cash flow margin for the three months ended September 30, 2023,
- Operating income of \$36.7 million, or 0.6 percent operating margin; compared to an operating loss of \$58.6 million or (1.0) percent operating margin for the three months ended September 30, 2023,
- Excess of revenue over expenses of \$586.9 million, or net margin of 8.6 percent; compared to deficiency of revenue over expenses of \$211.5 million, or net margin of (3.9) percent, for the three months ended September 30, 2023,
- Operating revenue growth of 10.2 percent to \$6.2 billion compared to the three months ended September 30, 2023,
- Total assets of \$34.0 billion and net assets of \$19.6 billion,
- Unrestricted cash and investments of \$15.1 billion; days cash on hand of 234 days,
- Historical debt service coverage ratio of 3.6x compared to 1.1x required.

Information for the First Quarter of Fiscal Year 2025 (Three Months Ended September 30, 2024):

Trinity Health reported significant improvements in operating performance, with operating income of \$36.7 million (operating margin of 0.6 percent) for the three months ended September 30, 2024. Operating income grew \$95.3 million compared to operating losses of \$58.6 million (operating margin of [1.0] percent) for the three months ended September 30, 2023. During the three months ended September 30, 2024, operating cash flow of \$324.3 million (operating cash flow margin of 5.2 percent) grew \$94.1 million, or 40.9 percent compared to operating cash flow of \$230.2 million (operating cash flow margin of 4.1 percent) for the same period of the prior fiscal year. Improvements were achieved in payment rates and patient care volumes. These improvements were slightly offset by unfavorable payer mix shifts and acuity.

Trinity Health continues to take various actions to mitigate the impacts on operations from negative ongoing industry trends and economic factors as well as other industry disruptors to continue to enhance its financial position heading into fiscal year 2025. The Corporation is focused on exceptional member experience through access to high quality clinical programs; optimization of medical group and clinical program strategies through expansion of core clinical programs and physician partnerships; accretive revenue growth within the Corporation's markets, including the development and growth of a new non-acute community division and new health segments with a heightened focus on medical groups, along with community based services and connected care across its continuum; labor retention, recruitment, and stabilization through continued utilization of its FirstChoice internal staffing agency to augment labor stabilization; and continued focus on the alignment of operating costs with revenue levels. The Corporation also continues to focus on optimization of revenue realization utilizing a multifaceted payer strategy to address a challenging payer environment and obtain fair and accurate payment levels to cover costs; and reallocation of resources to focus on investments supporting attainment of mission-critical initiatives. To help address labor shortages, the Corporation is utilizing an innovative, virtual connected care delivery model using a 3-person team with on-site and virtual nursing named "TogetherTeam Virtual Connected Care" that is being implemented system-wide and is already active in 24 hospitals and 62 nursing units, with additional sites slated to go live during fiscal year 2025.

Trinity Health reported growth in operating revenue of \$572.2 million to \$6.2 billion, or 10.2 percent, for the first three months ended September 30, 2024, compared to the same period in the prior fiscal year. Net patient service revenue grew \$476.2 million, or 9.9 percent for the first three months of fiscal year 2025 compared to the same period in the prior fiscal year. Net patient service revenue was positively impacted by improvements in payment rates (inclusive of \$132.3 million for new Medicaid provider tax funding in Iowa and Medicaid provider tax rate changes in Michigan that were initially recognized during the third quarter of fiscal year 2024), patient care volumes and inpatient service mix. Prior to the Iowa and Michigan Medicaid provider tax program changes, net patient service revenue increased \$343.9 million or 7.1 percent. Volumes as measured by case mix adjusted equivalent discharges (“CMAEDs”) increased 1.7 percent during the three months ended September 30, 2024, compared to the same period in the prior fiscal year.

Other revenue in the first three months of fiscal year 2025 increased \$77.9 million, or 15.3 percent, compared to the same period in the prior fiscal year, primarily driven by \$41.8 million of pharmacy revenue and an increase in equity in earnings of unconsolidated affiliates, partially offset by a \$33.7 million reduction in gainshare revenue mostly due to timing as calendar year 2022 Medicare Shared Savings Program Enhanced Track was accrued during the first quarter of fiscal year 2024. In addition, premium and capitation revenue increased \$17.5 million, or 6.3 percent, primarily within the Corporation’s health plans and PACE programs.

Operating expenses of \$6.2 billion increased at a slower pace, by \$476.9 million, or 8.4 percent, for the three months ended September 30, 2024, compared to the same period in the prior fiscal year. Total operating costs per case (as measured by CMAEDs and excluding the Iowa and Michigan Medicaid provider tax program changes that were initially recognized during the third quarter of fiscal year 2024) increased 4.2 percent compared to the same period in the prior year as the Corporation continues to tightly manage operating costs. Salaries and wages rose \$190.7 million, or 7.5 percent, inclusive of a 3.8 percent increase in FTEs and a 3.5 percent increase in salary rates, as the Corporation continues to implement actions to address industry wide staffing shortages and wage inflation to keep labor cost in line with revenue. Employee benefits increased \$40.8 million or 8.3 percent, primarily driven by a \$21.2 million, or 12.3 percent, increase in employee health plan costs, and other increases related to growth in FTEs. Supply costs increased \$98.7 million, or 9.5 percent, compared to the same period of the prior fiscal year, driven by rate increases primarily related to drugs, retail pharmacy, surgical supplies, and volumes. Supplies as a percent of net patient service revenue, excluding the Iowa and Michigan Medicaid provider tax changes that were initially recognized during the third quarter of fiscal year 2024, increased 0.8 percent from the same period of the prior year. Increases were also reported in other expenses, which includes \$48 million of increased provider tax expense related to the Iowa and Michigan Medicaid provider tax changes, purchased services and medical claims, and occupancy. These increases were partly offset by reductions in contract labor.

The Corporation reported non-operating income of \$572.6 million for the three months ended September 30, 2024 compared to non-operating losses of \$139.2 million for the three months ended September 30, 2023. The increase is primarily driven by investment earnings of \$580.8 million, or 4.6 percent, in the first quarter of fiscal year 2025, compared to losses of \$140.7 million, or (1.3) percent, for the same period in the previous fiscal year, a \$721.5 million improvement. Excess of revenue over expenses of \$586.9 million, or net margin of 8.6 percent, for the first three months ended September 30, 2024, compared to deficiency of revenue over expenses of \$211.5 million, or net margin of (3.9) percent, for the same period of the prior fiscal year.

The Corporation’s balance sheet remains strong with capacity for accretive investments driven by the receipt of \$4.0 billion in cash related to the BayCare disaffiliation during June of 2024. Total assets of \$34.0 billion as of September 30, 2024, grew \$747.3 million or 2.2 percent compared to June 30, 2024. Unrestricted cash and investments totaled \$15.1 billion, or 234 days cash on hand, as of September 30, 2024 compared to \$14.9 billion, or 238 days, as of June 30, 2024. Net days in accounts receivable increased slightly by 0.1 days to 47.1 days from June 30, 2024 to September 30, 2024. Total net assets grew \$651.4 million or 3.4 percent to \$19.6 billion as of September 30, 2024.

TRINITY HEALTH

UNAUDITED QUARTERLY REPORT

As of September 30, 2024, and June 30, 2024, and
For the three months ended September 30, 2024 and 2023

TRINITY HEALTH

TABLE OF CONTENTS

	Page
UNAUDITED CONSOLIDATED FINANCIAL STATEMENTS AS OF SEPTEMBER 30, 2024 AND JUNE 30, 2024 AND FOR THE THREE MONTHS ENDED SEPTEMBER 30, 2024 AND 2023:	
Consolidated Balance Sheets (unaudited)	3-4
Consolidated Statements of Operations and Changes in Net Assets (unaudited)	5-6
Summarized Consolidated Statements of Cash Flows (unaudited)	7
Notes to Consolidated Financial Statements (unaudited)	8-22
MANAGEMENT’S DISCUSSION AND ANALYSIS (unaudited)	23-28
LIQUIDITY REPORT (unaudited)	29
FINANCIAL RATIOS AND STATISTICS (unaudited)	30

TRINITY HEALTH
CONSOLIDATED BALANCE SHEETS (UNAUDITED)
(In thousands)

ASSETS	As of	
	September 30, 2024	June 30, 2024
CURRENT ASSETS:		
Cash and cash equivalents	\$ 344,150	\$ 404,959
Investments	5,689,827	5,822,925
Security lending collateral	738,150	330,662
Assets limited or restricted as to use - current portion	479,521	453,062
Patient accounts receivable	2,812,128	2,802,458
Estimated receivables from third-party payers	388,880	523,354
Other receivables	438,988	429,249
Inventories	398,855	408,189
Prepaid expenses and other current assets	318,055	196,842
Total current assets	<u>11,608,554</u>	<u>11,371,700</u>
ASSETS LIMITED OR RESTRICTED AS TO USE - noncurrent portion:		
Self-insurance, benefit plans, and other	1,216,346	1,157,778
By Board	8,863,849	8,454,359
By donors	651,132	629,104
Total assets limited or restricted as to use - noncurrent portion	<u>10,731,327</u>	<u>10,241,241</u>
PROPERTY AND EQUIPMENT - Net	8,778,784	8,779,673
OPERATING LEASE RIGHT-OF-USE ASSETS	548,235	562,739
INVESTMENTS IN UNCONSOLIDATED AFFILIATES	835,141	804,881
GOODWILL	941,824	941,054
PREPAID PENSION AND RETIREE HEALTH ASSETS	208,113	204,322
OTHER ASSETS	338,718	337,767
TOTAL ASSETS	<u>\$ 33,990,696</u>	<u>\$ 33,243,377</u>

The accompanying notes are an integral part of the consolidated financial statements.

(Continued)

TRINITY HEALTH
CONSOLIDATED BALANCE SHEETS (UNAUDITED)
(In thousands)

	As of	
	September 30 2024	June 30, 2024
LIABILITIES AND NET ASSETS		
CURRENT LIABILITIES:		
Commercial paper	\$ 99,217	\$ 99,086
Short-term borrowings	599,415	599,415
Current portion of long-term debt	465,860	464,535
Current portion of operating lease liabilities	141,933	143,620
Accounts payable and accrued expenses	1,594,469	1,958,339
Salaries, wages and related liabilities	1,140,599	1,126,666
Payable under security lending agreements	738,150	330,662
Estimated payables to third-party payers	318,336	303,743
Current portion of self-insurance reserves	319,905	320,090
Total current liabilities	<u>5,417,884</u>	<u>5,346,156</u>
LONG-TERM DEBT - Net of current portion	6,380,535	6,405,170
LONG-TERM PORTION OF OPERATING LEASE LIABILITIES	507,553	527,765
SELF-INSURANCE RESERVES - Net of current portion	1,195,745	1,162,330
ACCRUED PENSION AND RETIREE HEALTH COSTS	62,779	72,505
OTHER LONG-TERM LIABILITIES	879,240	833,928
Total liabilities	<u>14,443,736</u>	<u>14,347,854</u>
NET ASSETS:		
Net assets without donor restrictions	18,309,039	17,693,897
Noncontrolling ownership interest in subsidiaries	548,562	537,264
Total net assets without donor restrictions	<u>18,857,601</u>	<u>18,231,161</u>
Net assets with donor restrictions	689,359	664,362
Total net assets	<u>19,546,960</u>	<u>18,895,523</u>
TOTAL LIABILITIES AND NET ASSETS	<u>\$ 33,990,696</u>	<u>\$ 33,243,377</u>

The accompanying notes are an integral part of the consolidated financial statements.

(Concluded)

TRINITY HEALTH
CONSOLIDATED STATEMENTS OF OPERATIONS AND
CHANGES IN NET ASSETS (UNAUDITED)
THREE MONTHS ENDED SEPTEMBER 30, 2024 AND 2023
(In thousands)

	<u>2024</u>	<u>2023</u>
OPERATING REVENUE:		
Net patient service revenue	\$ 5,310,530	\$ 4,834,311
Premium and capitation revenue	296,266	278,760
Net assets released from restrictions	6,895	6,287
Other revenue	586,395	508,529
Total operating revenue	<u>6,200,086</u>	<u>5,627,887</u>
EXPENSES:		
Salaries and wages	2,731,956	2,541,267
Employee benefits	531,423	490,615
Contract labor	62,399	90,666
Total labor expenses	<u>3,325,778</u>	<u>3,122,548</u>
Supplies	1,132,921	1,034,195
Purchased services and medical claims	811,587	758,767
Depreciation and amortization	221,141	220,183
Occupancy	235,289	223,427
Interest	66,436	68,651
Other	370,196	258,707
Total expenses	<u>6,163,348</u>	<u>5,686,478</u>
OPERATING INCOME (LOSS)	<u>36,738</u>	<u>(58,591)</u>
NONOPERATING ITEMS:		
Investment earnings (losses)	580,802	(140,725)
Equity in earnings (losses) of unconsolidated affiliates	21,891	(3,874)
Change in market value and cash payments of interest rate swaps	(15,757)	19,666
Other net periodic retirement cost	(12,301)	(12,132)
Other, including income taxes	(2,079)	(2,135)
Total nonoperating items	<u>572,556</u>	<u>(139,200)</u>
EXCESS (DEFICIENCY) OF REVENUE OVER EXPENSES	609,294	(197,791)
EXCESS OF REVENUE OVER EXPENSES ATTRIBUTABLE TO NONCONTROLLING INTEREST	<u>(22,410)</u>	<u>(13,717)</u>
EXCESS (DEFICIENCY) OF REVENUE OVER EXPENSES, NET OF NONCONTROLLING INTEREST	<u>\$ 586,884</u>	<u>\$ (211,508)</u>

The accompanying notes are an integral part of the consolidated financial statements.

(Continued)

CHANGES IN NET ASSETS (UNAUDITED)
THREE MONTHS ENDED SEPTEMBER 30, 2024 AND 2023
(In thousands)

	<u>2024</u>	<u>2023</u>
NET ASSETS WITHOUT DONOR RESTRICTIONS:		
Net assets without donor restrictions attributable to Trinity Health:		
Excess (deficiency) of revenue over expenses	\$ 586,884	\$ (211,508)
Net assets released from restrictions for capital acquisitions	7,388	5,573
Net change in retirement plan related items - consolidated organizations	18,192	21,659
Purchase of noncontrolling interest in subsidiary	-	(18,448)
Other	2,678	(707)
Increase (decrease) in net assets without donor restrictions attributable to Trinity Health	<u>615,142</u>	<u>(203,431)</u>
Net assets without donor restrictions attributable to noncontrolling interest:		
Excess of revenue over expenses attributable to noncontrolling interest	22,410	13,717
Dividends, distributions and other	<u>(11,112)</u>	<u>(13,158)</u>
Increase in net assets without donor restrictions attributable to noncontrolling interest	<u>11,298</u>	<u>559</u>
NET ASSETS WITH DONOR RESTRICTIONS:		
Contributions:		
Program and time restrictions	20,519	15,375
Endowment funds	402	510
Net investment gains:		
Program and time restrictions	10,320	(2,101)
Endowment funds	7,921	(3,905)
Net assets released from restrictions	(14,283)	(11,860)
Other	<u>118</u>	<u>1,585</u>
Increase (decrease) in net assets with donor restrictions	<u>24,997</u>	<u>(396)</u>
INCREASE (DECREASE) IN NET ASSETS	651,437	(203,268)
NET ASSETS - BEGINNING OF YEAR	<u>18,895,523</u>	<u>18,326,002</u>
NET ASSETS - END OF PERIOD	<u>\$ 19,546,960</u>	<u>\$ 18,122,734</u>

The accompanying notes are an integral part of the consolidated financial statements.

(Concluded)

TRINITY HEALTH
SUMMARIZED CONSOLIDATED STATEMENTS OF CASH FLOWS (UNAUDITED)
THREE MONTHS ENDED SEPTEMBER 30, 2024 AND 2023
(In thousands)

	<u>2024</u>	<u>2023</u>
OPERATING ACTIVITIES:		
Increase (decrease) in net assets	\$ 651,437	\$ (203,268)
Adjustments to reconcile change in net assets to net cash provided by operating activities:		
Depreciation and amortization	221,141	220,183
Amortization of right-of-use asset	32,729	35,721
Change in net unrealized and realized gains and losses on investments	(541,946)	207,943
Change in market values of interest rate swaps	15,074	(19,954)
Undistributed equity in earnings of unconsolidated affiliates	(28,134)	15,637
Loss on purchase of noncontrolling interest in subsidiary	-	18,448
Deferred retirement items	(18,192)	(7,007)
Restricted contributions acquired	(2,347)	(3,269)
Dividends paid attributed to noncontrolling interest	12,916	12,595
Other adjustments	(8,591)	(9,332)
Changes in:		
Patient accounts receivable	(8,233)	(17,382)
Estimated receivables from third-party payers	134,474	(118,691)
Prepaid pension and retiree health costs	10,902	(4,495)
Other assets	(135,425)	(62,439)
Accounts payable and accrued expenses	(336,777)	138,155
Estimated payables to third-party payers	14,593	(1,192)
Operating leases, self-insurance reserves and other liabilities	(2,582)	(41,951)
Accrued pension and retiree health costs	(6,228)	(6,598)
Total adjustments	<u>(646,626)</u>	<u>356,372</u>
Net cash provided by operating activities	<u>4,811</u>	<u>153,104</u>
INVESTING ACTIVITIES:		
Net sales of investments	235,925	67,147
Purchases of property and equipment	(237,428)	(208,137)
Proceeds from disposal of property and equipment	7,185	3,844
Change in investments in unconsolidated affiliates	(3,568)	(805)
Net cash used for acquisitions	(4,051)	(17,885)
Change in other investing activities	(593)	(1,534)
Net cash used in investing activities	<u>(2,530)</u>	<u>(157,370)</u>
FINANCING ACTIVITIES:		
Proceeds from issuance of debt	19,118	14,001
Repayments of debt	(31,880)	(27,048)
Net change in commercial paper	131	69
Dividends paid	(12,916)	(12,595)
Proceeds from restricted contributions and restricted investment income	2,457	3,159
Increase in financing costs and other	-	(312)
Net cash used in financing activities	<u>(23,090)</u>	<u>(22,726)</u>
NET DECREASE IN CASH, CASH EQUIVALENTS, AND RESTRICTED CASH	(20,809)	(26,992)
CASH, CASH EQUIVALENTS, AND RESTRICTED CASH - BEGINNING OF YEAR	573,907	736,085
CASH, CASH EQUIVALENTS, AND RESTRICTED CASH - END OF PERIOD	\$ 553,098	\$ 709,093

The accompanying notes are an integral part of the consolidated financial statements.

TRINITY HEALTH

NOTES TO CONSOLIDATED FINANCIAL STATEMENTS (UNAUDITED) THREE MONTHS ENDED SEPTEMBER 30, 2024 AND 2023

1. ORGANIZATION AND MISSION

Trinity Health Corporation, an Indiana nonprofit corporation headquartered in Livonia, Michigan, and its subsidiaries (“Trinity Health” or the “Corporation”), controls one of the largest health care systems in the United States. The Corporation is sponsored by Catholic Health Ministries, a Public Juridic Person of the Holy Roman Catholic Church. The Corporation operates a comprehensive integrated network of health services, including inpatient and outpatient services, physician services, managed care coverage, home health care, long-term care, assisted living care and rehabilitation services located in 26 states. The operations are organized into Regional Health Ministries, National Health Ministries and Mission Health Ministries (“Health Ministries”). The Mission statement for the Corporation is as follows:

We, Trinity Health, serve together in the spirit of the Gospel as a compassionate and transforming healing presence within our communities.

2. SUMMARY OF SIGNIFICANT ACCOUNTING POLICIES

The accompanying unaudited consolidated financial statements have been prepared in accordance with accounting principles generally accepted in the United States of America (“GAAP”) for interim financial reporting information. Accordingly, they do not include all of the information and footnotes required by GAAP for complete financial statements. In the opinion of management, all adjustments considered necessary for a fair presentation have been included and are of a normal and recurring nature. Operating results for the three months ended September 30, 2024 are not necessarily indicative of the results to be expected for the fiscal year ending June 30, 2025.

Principles of Consolidation – The consolidated financial statements include the accounts of the Corporation, and all wholly-owned, majority-owned, and controlled organizations. Investments where the Corporation holds less than 20% of the ownership interest are accounted for using the cost method. All other investments that are not controlled by the Corporation are accounted for using the equity method of accounting. The equity share of income or losses from investments in unconsolidated affiliates is recorded in other revenue if the unconsolidated affiliate is operational and projected to make routine and regular cash distributions; otherwise, the equity share of income or losses from investments in unconsolidated affiliates is recorded in nonoperating items in the consolidated statements of operations and changes in net assets. All material intercompany transactions and account balances have been eliminated in consolidation.

Use of Estimates – The preparation of consolidated financial statements in conformity with GAAP requires management of the Corporation to make assumptions, estimates and judgments that affect the amounts reported in the consolidated financial statements, including the notes thereto, and related disclosures of commitments and contingencies, if any.

The Corporation considers critical accounting policies to be those that require more significant judgments and estimates in the preparation of its consolidated financial statements, including the following: recognition of net patient service revenue, which includes explicit and implicit price concessions; recorded values of investments and derivatives; evaluation of long-lived assets and goodwill for impairment; reserves for losses and expenses related to health care professional and general liabilities; and risks and assumptions for measurement of pension and retiree health prepaid assets and liabilities. Management relies on historical experience and other assumptions believed to be reasonable in making its judgments and estimates. Actual results could differ materially from those estimates.

Cash, Cash Equivalents and Restricted Cash – For purposes of the consolidated statements of cash flows, cash, cash equivalents and restricted cash include certain investments in highly liquid debt instruments with original maturities of three months or less.

The following table reconciles cash, cash equivalents and restricted cash shown in the statements of cash flows to amounts presented within the consolidated balance sheets as of September 30 (in thousands):

	<u>2024</u>	<u>2023</u>
Cash and cash equivalents	\$ 344,150	\$ 528,995
Restricted cash included in assets limited or restricted as to use - current portion		
Held by trust under bond indenture	3,350	2,843
Self insured benefit plans & other	128,100	108,182
By donors	<u>1,560</u>	<u>2,220</u>
Total restricted cash included in assets limited or restricted as to use - current portion	133,010	113,245
Restricted cash included in assets limited as to use - noncurrent portion		
Self insured benefit plans & other	41,709	32,603
By donors	<u>34,229</u>	<u>34,250</u>
Total restricted cash included in assets limited or restricted as to use - noncurrent portion	<u>75,938</u>	<u>66,853</u>
Total cash, cash equivalents, and restricted cash shown in the statements of cash flows	<u>\$ 553,098</u>	<u>\$ 709,093</u>

Investments – Investments, inclusive of assets limited or restricted as to use, include marketable debt and equity securities. Investments in equity securities with readily determinable fair values and all investments in debt securities are measured at fair value and are classified as trading securities. Investments also include investments in commingled funds, hedge funds and other investments structured as limited liability corporations or partnerships. Commingled funds and hedge funds that hold securities directly are stated at the fair value of the underlying securities, as determined by the administrator, based on readily determinable market values, or based on net asset value, which is calculated using the most recent fund financial statements. Limited liability corporations and partnerships are accounted for under the equity method.

Investment Earnings – Investment earnings include interest, dividends, realized gains and losses and unrealized gains and losses. Also included are equity earnings from investment funds accounted for using the equity method. Investment earnings on assets held by trustees under bond indenture agreements, assets designated by the Corporation’s board of directors (“Board”) for debt redemption, assets held for borrowings under the intercompany loan program, assets held by grant-making foundations, assets deposited in trust funds by a captive insurance company for self-insurance purposes, and interest and dividends earned on life plan communities advance entrance fees, in accordance with industry practices, are included in other revenue in the consolidated statements of operations and changes in net assets. Investment earnings, net of direct investment expenses, from all other investments and Board-designated funds are included in nonoperating investment income unless the income or loss is restricted by donor or law.

Derivative Financial Instruments – The Corporation periodically utilizes various financial instruments (e.g., options and swaps) to hedge interest rates, equity downside risk and other exposures. The Corporation’s policies prohibit trading in derivative financial instruments on a speculative basis. The Corporation recognizes all derivative instruments in the consolidated balance sheets at fair value.

Securities Lending – The Corporation participates in securities lending transactions whereby a portion of its investments are loaned, through its agent, to various parties in return for cash and securities from the parties as collateral for the securities loaned. Each business day, the Corporation, through its agent, and the borrower determine the market value of the collateral and the borrowed securities. If on any business day the market value of the collateral is less than the required value, additional collateral is obtained as appropriate. The amount of cash collateral received under securities lending is reported as an asset and a corresponding payable in the consolidated balance sheets and is up to 105% of the market value of securities loaned. As of September 30, 2024, and June 30, 2024, the Corporation had securities loaned of \$1.2 billion and \$663.7 million, respectively, and received collateral (cash and noncash) totaling \$1.3 billion and \$685.1 million, respectively, relating to the securities loaned. The fees received for these transactions are recorded in nonoperating investment income in the consolidated statements of operations and changes in net assets. In addition, certain pension plans participate in securities lending programs with the Northern Trust Company, the plans' agent.

The Corporation evaluates the financial condition of its securities lending plan managers and borrowing institutions to minimize exposure to credit risk. Credit risk is regularly monitored and minimized by Trinity Health's managers of the program by selecting borrowers with stringent financial viability standards, underwriting and approval procedures as set forth by the institution. An established framework is also used to size borrower credit limits to reduce concentration risk. In addition, the vast majority of parent borrowers have long-term credit ratings of A or better and short-term ratings of A-1 or better from at least one nationally recognized statistical rating organization. The Corporation does not expect any credit losses related to the securities lending arrangement.

Patient Accounts Receivable, Estimated Receivables from and Payables to Third-Party Payers – An unconditional right to payment, subject only to the passage of time is treated as a receivable. Patient accounts receivable, including billed accounts and unbilled accounts for which there is an unconditional right to payment, and estimated amounts due from third-party payers for retroactive adjustments, are receivables if the right to consideration is unconditional and only the passage of time is required before payment of that consideration is due. For patient accounts receivable, the estimated uncollectable amounts are generally considered implicit price concessions that are a direct reduction to patient service revenue and accounts receivable.

The Corporation has agreements with third-party payers that provide for payments to the Corporation's Health Ministries at amounts different from established rates. Estimated retroactive adjustments under reimbursement agreements with third-party payers and other changes in estimates are included in net patient service revenue and estimated receivables from and payables to third-party payers. Retroactive adjustments are accrued on an estimated basis in the period the related services are rendered and adjusted in future periods, as final settlements are determined.

Assets Limited as to Use – Assets set aside by the Board for quasi-endowments, future capital improvements, future funding of retirement programs and insurance claims, retirement of debt, held for borrowings under the intercompany loan program, and other purposes over which the Board retains control and may at its discretion subsequently use for other purposes, assets held by trustees under bond indenture and certain other agreements, and self-insurance trust and benefit plan arrangements are included in assets limited as to use.

Donor-Restricted Gifts – Unconditional promises to give cash and other assets to the Corporation are reported at fair value at the date the promise is received. Conditional promises to give and indications of intentions to give are reported at fair value at the date the gift is received. The gifts are reported as support with donor restrictions if they are received with donor stipulations that limit the use of the donated assets. When a donor restriction expires, that is, when a stipulated time restriction ends or program restriction is accomplished, net assets with donor restrictions are reclassified to net assets without donor restrictions and reported in the consolidated statements of operations and changes in net assets as net assets released from restrictions. Donor-restricted contributions whose restrictions are met within the same year as received are reported as contributions without donor restrictions included in other revenue in the consolidated statements of operations and changes in net assets.

Inventories – Inventories are stated at the lower of cost or market. The cost of inventories is determined principally by the weighted-average cost method.

Property and Equipment – Property and equipment, including internal-use software, are recorded at cost, if purchased, or at fair value at the date of donation, if donated. Finance lease right-of-use assets included in property and equipment represent the right to use the underlying assets for the lease term and are recognized at the lease commencement date based on the present value of lease payments over the term of the lease.

Depreciation is provided over the estimated useful life of each class of depreciable asset and is computed using either the straight-line or an accelerated method and includes finance lease right-of-use asset amortization and internal-use software amortization. The useful lives of property and equipment range from 2 to 75 years, and finance lease agreements have initial terms typically ranging from 3 to 30 years. Interest costs incurred during the period of construction of capital assets are capitalized as a component of the cost of acquiring those assets.

Gifts of long-lived assets such as land, buildings, or equipment are reported as support without donor restrictions and are excluded from the excess of revenue over expenses, unless explicit donor stipulations specify how the donated assets must be used. Gifts of long-lived assets with explicit restrictions that specify how the assets are to be used and gifts of cash or other assets that must be used to acquire long-lived assets are reported as support with donor restrictions.

Right-of-Use Lease Assets and Lease Liabilities – The Corporation determines if an arrangement is a lease at inception of the contract. Right-of-use assets represent the right to use the underlying assets for the lease term and lease liabilities represent the obligation to make lease payments arising from the leases. Right-of-use assets and lease liabilities are recognized at the lease commencement date based on the present value of lease payments over the lease term. The Corporation uses the implicit rate noted within the contract, when available. Otherwise, the Corporation uses its incremental borrowing rate estimated using recent secured debt issuances that correspond to various lease terms, information obtained from banking advisors, and the Corporation's secured debt fair value. The Corporation does not recognize leases, for operating or finance type, with an initial term of 12 months or less ("short-term leases") on the consolidated balance sheet, and the lease expense for these short-term leases is recognized on a straight-line basis over the lease term within occupancy expense in the consolidated statements of operations and changes in net assets. The Corporation's finance leases are primarily for real estate. Finance lease right-of-use assets are included in property and equipment, with the related liabilities included in current and long-term debt on the consolidated balance sheet.

Operating lease right-of-use assets and liabilities are recorded for leases that are not considered finance leases. The Corporation's operating leases are primarily for real estate, vehicles, and medical and office equipment. Real estate leases include outpatient, medical office, ground, and corporate administrative office space. The Corporation's real estate lease agreements typically have an initial term of 2 to 10 years. The Corporation's equipment lease agreements typically have an initial term of 2 to 6 years. The real estate leases may include one or more options to renew, with renewals that can extend the lease term from 5 to 10 years. The exercise of lease renewal options is at the Corporation's sole discretion. For accounting purposes, options to extend or terminate the lease are included in the lease term when it is reasonably certain that the option will be exercised. Operating lease liabilities represent the obligation to make lease payments arising from the leases and are recognized at the lease commencement date based on the present value of lease payments over the lease term.

Certain of the Corporation's lease agreements for real estate include payments based on common area maintenance expenses and others include rental payments adjusted periodically for inflation. These variable lease payments are recognized in occupancy expense, net, but are not included in the right-of-use asset or liability balances when they can be separately identified in the contract. The Corporation's lease agreements do not contain any material residual value guarantees, restrictions, or covenants.

Goodwill – Goodwill represents the future economic benefits arising from assets acquired in a business combination that are not individually identified and separately recognized.

Asset Impairments –

Property, Equipment and Right-of-Use Lease Assets – The Corporation evaluates long-lived assets for possible impairment whenever events or changes in circumstances indicate that the carrying amount of the asset, or related group of assets, may not be recoverable from estimated future undiscounted cash flows. If the estimated future undiscounted cash flows are less than the carrying value of the assets, the impairment recognized is calculated as the carrying value of the long-lived assets in excess of the fair value of the assets. The fair value of the assets is estimated based on appraisals, established market values of comparable assets or internal estimates of future net cash flows expected to result from the use and ultimate disposition of the assets.

Goodwill – Goodwill is tested for impairment on an annual basis or when an event or change in circumstance indicates the value of a reporting unit may have changed. Testing is conducted at the reporting unit level. If the carrying amount of the reporting unit goodwill exceeds the implied fair value of that goodwill, an impairment loss is recognized in an amount equal to that excess. Estimates of fair value are based on appraisals, established market prices for comparable assets or internal estimates of future net cash flows.

Other Assets – Other assets include long-term notes receivable, reinsurance recovery receivables, definite- and indefinite-lived intangible assets other than goodwill and prepaid retiree health costs. The net balances of definite-lived intangible assets include noncompete agreements, physician guarantees and other definite-lived intangible assets with finite lives amortized using the straight-line method over their estimated useful lives, which generally range from 2 to 20 years. Indefinite-lived intangible assets primarily include trade names, which are tested annually for impairment.

Short-Term Borrowings – Short-term borrowings include puttable variable-rate demand bonds supported by self-liquidity or liquidity facilities considered short-term in nature.

Other Long-Term Liabilities – Other long-term liabilities include deferred compensation, asset retirement obligations, interest rate swaps and deferred revenue from entrance fees. Deferred revenue from entrance fees are fees paid by residents of facilities for the elderly upon entering into continuing care contracts, which are amortized to income using the straight-line method over the estimated remaining life expectancy of the resident, net of the portion that is refundable to the resident.

Net Assets with Donor Restrictions – Net assets with donor restrictions are those whose use by the Corporation has been limited by donors to a specific time period or program. In addition, certain net assets have been restricted by donors to be maintained by the Corporation in perpetuity.

Net Patient Service Revenue – The Corporation reports patient service revenue at the amount that reflects the consideration it is expected to be entitled to in exchange for providing patient care. These amounts are due from patients, third-party payers (including commercial payers and government programs) and others and include variable consideration for retroactive revenue adjustments due to settlement of audits, reviews, and investigations. Generally, the Corporation bills patients and third-party payers several days after the services are performed or the patient is discharged from a facility.

The Corporation determines performance obligations based on the nature of the services provided. Revenue for performance obligations satisfied over time is recognized based on actual charges incurred in relation to total expected charges. The Corporation believes that this method provides a faithful depiction of the transfer of services over the term of the performance obligation based on the inputs needed to satisfy the obligation. Generally, performance obligations satisfied over time relate to patients in hospitals receiving inpatient acute care services, or receiving services in outpatient centers, or in their homes (home care).

The Corporation measures performance obligations from admission to the hospital, or the commencement of an outpatient service, to the point when it is no longer required to provide services to the patient, which is generally at the time of discharge or the completion of the outpatient services. Revenue for performance obligations satisfied at a point in time is generally recognized when goods are provided to our patients and customers in a retail setting (for example, pharmaceuticals and medical equipment) and the Corporation does not believe that it is required to provide additional goods and services related to that sale.

Because patient service performance obligations relate to contracts with a duration of less than one year, the Corporation has elected to apply the optional exemption provided in Financial Accounting Standards Board (“FASB”) Accounting Standards Codification (“ASC”) 606-10-50-14(a) and, therefore, the Corporation is not required to disclose the aggregate amount of the transaction price allocated to performance obligations that are unsatisfied or partially unsatisfied at the end of the reporting period. The unsatisfied or partially unsatisfied performance obligations are primarily related to inpatient acute care services at the end of the reporting period. The performance obligations for these contracts are generally completed when the patients are discharged, which generally occurs within days or weeks from the end of the reporting period.

The Corporation has elected the practical expedient allowed under FASB ASC 606-10-32-18 and does not adjust the promised amount of consideration from patients and third-party payers for the effects of a significant financing component due to the Corporation’s expectation that the period between the time the service is provided to a patient and the time that the patient or a third-party payer pays for that service will be one year or less. However, the Corporation does, in certain instances, enter into payment agreements with patients that allow payments in excess of one year. For those cases, the financing component is not deemed to be significant to the contract.

The Corporation determines the transaction price based on standard charges for services provided, reduced by contractual adjustments provided to third-party payers, discounts provided to uninsured and underinsured patients in accordance with the Corporation’s policy, and implicit price concessions provided to uninsured and underinsured patients. The Corporation determines its estimates of contractual adjustments and discounts based on contractual agreements, discount policies and historical experience. The estimate of implicit price concessions is based on historical collection experience with the various classes of patients using a portfolio approach as a practical expedient to account for patient contracts with similar characteristics, as collective groups rather than individually. The financial statement effect of using this practical expedient is not materially different from an individual contract approach.

Generally, patients who are covered by third-party payers are responsible for related deductibles and coinsurance, which vary in amount. The Corporation also provides services to uninsured and underinsured patients, and offers those uninsured and underinsured patients a discount, either by policy or law, from standard charges. The Corporation estimates the transaction price for patients with deductibles and coinsurance and for those who are uninsured and underinsured based on historical experience and current market conditions, using the portfolio approach. The initial estimate of the transaction price is determined by reducing the standard charge by any contractual adjustments, discounts, and implicit price concessions.

Subsequent changes to the estimate of the transaction price are generally recorded as adjustments to patient service revenue in the period of the change. Subsequent changes that are determined to be the result of an adverse change in the payer’s or patient’s ability to pay are recorded as bad debt expense in other expenses in the statement of operations and changes in net assets. Agreements with third-party payers typically provide for payments at amounts less than established charges. A summary of the payment arrangements with major third-party payers is as follows:

Medicare (Parts A and B) – Acute inpatient and outpatient services rendered to Medicare program beneficiaries are paid primarily at prospectively determined rates. These rates vary according to a patient classification system that is based on clinical, diagnostic, and other factors. Certain items are reimbursed at a tentative rate with final settlement determined after submission of annual cost reports and audits thereof by the Medicare fiscal intermediaries.

Medicare Advantage (Part C) – Acute inpatient and outpatient services rendered to Medicare beneficiaries that chose an Advantage plan are paid primarily at prospectively determined rates. These rates vary according to a patient classification system that is based on clinical, diagnostic, and other factors.

Medicaid – Reimbursement for services rendered to Medicaid program beneficiaries includes prospectively determined rates per discharge, per diem payments, discounts from established charges, fee schedules and cost reimbursement methodologies with certain limitations. Cost reimbursable items are reimbursed at a tentative rate with final settlement determined after submission of annual cost reports and audits thereof by the Medicaid fiscal intermediaries.

Medicaid Health Maintenance Organization (“HMO”) – Reimbursement for services rendered to Medicaid program beneficiaries that chose an HMO program where payments are based on prospectively determined rates per discharge, per diem payments, discounts from established charges, fee schedules and cost reimbursement methodologies with certain limitations.

Other – Reimbursement for services to certain patients is received from commercial insurance carriers, health maintenance organizations and preferred provider organizations. The basis for reimbursement includes prospectively determined rates per discharge, per diem payments and discounts from established charges.

Cost report settlements under these programs are subject to audit by Medicare and Medicaid auditors and administrative and judicial review, and it can take several years until final settlement of such matters is determined and completely resolved. Because the laws, regulations, instructions, and rule interpretations governing Medicare and Medicaid reimbursement are complex and change frequently, the estimates that have been recorded could change by material amounts.

Settlements with third-party payers for retroactive revenue adjustments due to audits, reviews or investigations are considered variable consideration and are included in the determination of the estimated transaction price for providing patient care. These settlements are estimated based on the terms of the payment agreement with the payer, correspondence from the payer and historical settlement activity, including an assessment to ensure that it is probable that a significant reversal in the amount of cumulative revenue recognized will not occur when the uncertainty associated with the retroactive adjustment is subsequently resolved. Estimated settlements are adjusted in future periods as adjustments become known (that is, new information becomes available), or as years are settled or are no longer subject to such audits, reviews, and investigations.

Financial Assistance – The Corporation provides services to all patients regardless of ability to pay. In accordance with the Corporation’s policy, a patient is classified as a financial assistance patient based on specific criteria, including income eligibility as established by the *Federal Poverty Guidelines*, as well as other financial resources and obligations.

Charges for services to patients who meet the Corporation’s guidelines for financial assistance are not reported as net patient service revenue in the accompanying consolidated financial statements. Therefore, the Corporation has determined it has provided implicit price concessions to uninsured and underinsured patients and patients with other uninsured balances (for example, copays and deductibles). The implicit price concessions included in estimating the transaction price represent the difference between amounts billed to patients and the amounts the Corporation expects to collect based on its collection history with those patients.

Self-Insured Employee Health Benefits – The Corporation administers self-insured employee health benefit plans for employees. The majority of the Corporation’s employees participate in the programs. The provisions of the plans permit employees and their dependents to elect to receive medical care at either the Corporation’s Health Ministries or other health care providers. Patient service revenue has been reduced by an allowance for self-insured employee health benefits, which represents revenue attributable to medical services provided by the Corporation to its employees and dependents in such years.

Premium and Capitation Revenue – The Corporation has certain Health Ministries that arrange for the delivery of health care services to enrollees through various contracts with providers and common provider entities. Enrollee contracts are negotiated on a yearly basis. Premiums are due monthly and are recognized as revenue during the period in which the Corporation is obligated to provide services to enrollees. Premiums received prior to the period of coverage are recorded as deferred revenue and included in accounts payable and accrued expenses in the consolidated balance sheets.

Certain of the Corporation’s Health Ministries have entered into capitation arrangements whereby they accept the risk for the provision of certain health care services to health plan members. Under these agreements, the Corporation’s Health Ministries are financially responsible for services provided to the health plan members by other institutional health care providers. Capitation revenue is recognized during the period for which the Health Ministry is obligated to provide services to health plan enrollees under capitation contracts. Capitation receivables are included in other receivables in the consolidated balance sheets.

Reserves for incurred but not reported claims have been established to cover the unpaid costs of health care services covered under the premium and capitation arrangements. The premium and capitation arrangement reserves are included in accounts payable and accrued expenses in the consolidated balance sheets. The liability is estimated based on actuarial studies, historical reporting, and payment trends. Subsequent actual claim experience will differ from the estimated liability due to variances in estimated and actual utilization of health care services, the amount of charges and other factors. As settlements are made and estimates are revised, the differences are reflected in current operations.

Other Revenue – Other revenue is recorded at amounts the Corporation expects to collect in exchange for providing goods or services not directly associated with patient care and recorded over the time in which obligations to provide goods or services are satisfied. Other revenue includes revenue from the following sources: grants, retail pharmacy, operating investment income, assisted and independent living, equity in earnings of unconsolidated affiliates if the unconsolidated affiliate is operational and projected to make routine and regular cash distributions, incentive revenue, and gainshare recognized under alternative payment models and ancillary services.

Grant Revenue – Where grants are determined to be contributions, unconditional grants are recognized as revenue when received. Conditional grants are recognized as revenue when the Corporation has complied with and substantially met the conditions associated with the grant. For grants that are not contributions, the Corporation recognizes revenue at the amount that reflects the consideration it is expected to be entitled to in exchange for providing services under the term of the grant agreement.

Income Taxes – The Corporation and substantially all of its subsidiaries have been recognized as tax-exempt pursuant to Section 501(a) of the Internal Revenue Code. The Corporation also has taxable subsidiaries, which are included in the consolidated financial statements. The Corporation includes penalties and interest, if any, with its provision for income taxes in other nonoperating items in the consolidated statements of operations and changes in net assets.

Excess (Deficiency) of Revenue Over Expenses – The consolidated statements of operations and changes in net assets includes excess (deficiency) of revenue over expenses. Changes in net assets without donor restrictions, which are excluded from excess (deficiency) of revenue over expenses, consistent with industry practice, include the effective portion of the change in market value of derivatives that meet hedge accounting requirements, permanent transfers of assets to and from affiliates for other than goods and services, contributions of long-lived assets received or gifted (including assets acquired using contributions, which by donor restriction were to be used for the purposes of acquiring such assets), net change in retirement plan related items, discontinued operations and cumulative effects of changes in accounting principles.

Adopted Accounting Pronouncements –

In June 2016, the FASB issued ASU No. 2016-13, “*Financial Instruments – Credit Losses (Topic 326)*”. This guidance is intended to align the needs of the users of financial statements related to credit loss recognition and also address the potential weakness from the delayed recognition of credit losses, resulting in an overstatement of assets. The amendments replace the current incurred loss methodology, which delays recognition until it is probable a loss has occurred, with one that reflects expected credit losses and requires consideration of a broader range of reasonable and supportable information to inform credit loss estimates. This guidance was effective for the Corporation beginning July 1, 2023. The adoption of this guidance did not materially impact the Corporation’s financial position, or results of operations. As required, additional disclosures have been included.

In October 2021, the FASB issued No. 2021-08, “*Business Combinations (Topic 805) – Accounting for Contract Assets and Contract Liabilities from Contracts with Customers*”. This guidance was issued to address the inconsistency in accounting related to recognition of an acquired contract liability and the payment terms and their effect on subsequent revenue by the acquirer. The amendments in this update require that the acquirer recognize, and measure contract assets and contract liabilities acquired in a business combination in accordance with Topic 606, as if it had originated the contracts, generally consistent with how they were recognized and measured in the acquiree’s financial statements. This guidance is effective for the Corporation beginning July 1, 2024. The adoption of this guidance had no impact on the Corporation’s financial position, or results of operations during the first three months ending September 30, 2024. The Corporation will continue to apply this guidance in consideration of any future business combinations.

3. INVESTMENTS IN UNCONSOLIDATED AFFILIATES, BUSINESS ACQUISITIONS AND DIVESTITURES

Investments in Unconsolidated Affiliates – The Corporation and certain of its Health Ministries have investments in entities that are recorded under the cost and equity methods of accounting. The Corporation’s share of equity earnings or losses from entities accounted for under the equity method and the classification on the consolidated statements of operations and changes in net assets for the three months ended September 30 are as follows (in thousands):

	<u>2024</u>	<u>2023</u>
Other revenue	\$ 18,494	\$ 3,384
Nonoperating Items	21,891	(3,874)
Total equity in earnings (losses) of unconsolidated affiliates	<u>\$ 40,385</u>	<u>\$ (490)</u>

BayCare Health System – The Corporation held a 50.4% interest in BayCare Health System Inc. and Affiliates (“BayCare”), a Florida not-for-profit corporation exempt from state and federal income taxes. BayCare was formed in 1997 pursuant to a Joint Operating Agreement (“JOA”) among the not-for-profit, tax-exempt members of the Trinity Health BayCare Participants, Morton Plant Mease Health Care, Inc., and South Florida Baptist Hospital, Inc. (collectively, the “Members”). BayCare consists of three community health alliances located in the Tampa Bay area of Florida, including St. Joseph’s-Baptist Healthcare Hospital, St. Anthony’s Health Care, and Morton Plant Mease Health Care. The Corporation had the right to appoint nine of the 21 voting members of the Board of Directors of BayCare; therefore, the Corporation accounted for BayCare under the equity method of accounting. As of September 30, 2024, and June 30, 2024, the Corporation’s investment in BayCare totaled \$0.

On May 24, 2024, Trinity Health and BayCare signed a Definitive Agreement that was effective June 27, 2024. Pursuant to the agreement BayCare transferred corporate assets in the amount of \$4 billion, in cash, to Trinity Health, and Trinity Health then disaffiliated and resigned (i) as a corporate member of BayCare, and (ii) as a corporate member of each participant in BayCare that had Trinity Health as its corporate member.

4. PROPERTY AND EQUIPMENT

A summary of property and equipment is as follows (in thousands):

	<u>September 30, 2024</u>	<u>June 30, 2024</u>
Land	\$ 435,308	\$ 436,763
Buildings and improvements	11,622,581	11,548,755
Equipment	7,628,823	7,575,356
Finance lease right-of-use assets	96,699	96,519
Total	<u>19,783,411</u>	<u>19,657,393</u>
Accumulated depreciation and amortization	(11,750,302)	(11,531,483)
Construction in progress	745,675	653,763
Property and equipment - net	<u>\$ 8,778,784</u>	<u>\$ 8,779,673</u>

In conjunction with the March 1, 2023 acquisition of Genesis Health System, “Genesis”, the Corporation and Mercy Health Network, dba MercyOne, committed to allocate not less than \$450 million of capital to Genesis over seven years with the commitment period ending March 1, 2030. The capital commitment period may be extended up to 18 months under certain circumstances. The Corporation’s related capital spending for Genesis through September 30, 2024 is \$68.0 million.

5. LONG-TERM DEBT AND OTHER FINANCING ARRANGEMENTS

Obligated Group and Other Requirements – The Corporation has debt outstanding under a master trust indenture dated October 3, 2013, as amended and supplemented, the amended and restated master indenture (“ARMI”). The ARMI permits the Corporation to issue obligations to finance certain activities. Obligations issued under the ARMI are joint and several obligations of the obligated group established thereunder (the “Obligated Group,” which currently consists of the Corporation). Proceeds from tax-exempt bonds and refunding bonds are to be used to finance the construction, acquisition and equipping of capital improvements. Proceeds from taxable bonds are to be used to finance corporate purposes or advance refund tax-exempt bonds. Certain Health Ministries of the Corporation constitute designated affiliates and the Corporation covenants to cause each designated affiliate to pay, loan or otherwise transfer to the Obligated Group such amounts necessary to pay the amounts due on all obligations issued under the ARMI. The Obligated Group and the designated affiliates are referred to as the Trinity Health Credit Group.

Pursuant to the ARMI, the Obligated Group agent (which is the Corporation) has caused the designated affiliates representing, when combined with the Obligated Group members, at least 85% of the consolidated net revenues of the Trinity Health Credit Group to grant to the master trustee security interests in their pledged property which security interests secure all obligations issued under the ARMI. There are several conditions and covenants required by the ARMI with which the Corporation must comply, including covenants that require the Corporation to maintain a minimum historical debt-service coverage and limitations on liens or security interests in property, except for certain permitted encumbrances, affecting the property of the Corporation or any material designated affiliate (a designated affiliate whose total revenues for the most recent fiscal year exceed 5% of the combined total revenues of the Corporation for the most recent fiscal year). Long-term debt outstanding as of September 30, 2024 and June 30, 2024, that has not been secured under the ARMI is generally collateralized by certain property and equipment.

Commercial Paper – The Corporation’s commercial paper program is authorized for borrowings up to \$600 million. As of September 30, 2024, and June 30, 2024, the total amount of commercial paper outstanding was \$99.2 million and \$99.1 million, respectively. Proceeds from this program are to be used for general purposes of the Corporation. The notes are payable from the proceeds of subsequently issued notes and from other funds available to the Corporation, including funds derived from the liquidation of securities held by the Corporation in its investment portfolio.

Liquidity Facilities – On September 19, 2024, the Corporation renewed its revolving credit agreement (“RCAI”), by and among the Corporation and U.S. Bank National Association, which acts as an administrative agent for a group of lenders under RCAI. RCAI establishes a revolving credit facility for the Corporation, under which that group of lenders agree to lend to the Corporation amounts that may fluctuate from time to time. Amounts drawn under the RCAI can only be used to support the Corporation’s obligation to pay the purchase price of bonds that are subject to tender and that have not been successfully remarketed, and the maturing principal of and interest on commercial paper notes. Of the \$600 million available balance, the first tranche of \$300 million expires on September 25, 2026 and the second tranche of \$300 million expires on September 28, 2027. As of September 30, 2024 and June 30, 2024, there were no amounts outstanding under RCAI.

On September 19, 2024, the Corporation renewed its three-year general-purpose credit facility (“RCAII”) of \$600 million, with a maturity date of September 25, 2026. The agreement is by and among the Corporation and U.S. Bank National Association, which acts as an administrative agent for a group of lenders under RCAII and establishes a revolving credit facility for the Corporation, under which that group of lenders agree to lend to the Corporation amounts that may fluctuate from time to time. Amounts drawn under the RCAII can be used for general corporate purposes and working capital needs. As of September 30, 2024, and June 30, 2024, there were no amounts outstanding under RCAI.

Each financial institution providing liquidity support under RCAI and RCAII is secured by an obligation under the ARMI.

Standby Letters of Credit – The Corporation maintains an arrangement for multiple standby letters of credit with a financial institution with a capacity available of \$65.0 million and \$90.0 million as of September 30, 2024 and June 30, 2024, respectively. The arrangement supports multiple insurance, unemployment, and other risk liabilities that total \$52.0 million and \$52.7 million as of September 30, 2024 and June 30, 2024, respectively. As of September 30, 2024, and June 30, 2024, there were no draws on the letters of credit.

In addition, the Corporation maintains a two-year arrangement for standby letters of credit with an additional financial institution in the amount of \$50.0 million. The arrangement is for letters of credit that can relate to multiple insurance, unemployment, and other risk liabilities. There were no letters of credit issued under this arrangement as of September 30, 2024, and June 30, 2024, respectively.

The banks providing standby letters of credit are not secured by an obligation under the ARMI.

Transactions – In September 2023, the Corporation renewed \$75.0 million direct placement bonds that were scheduled for mandatory put in September 2023.

The series of bonds is secured by an obligation issued under the ARMI.

6. PROFESSIONAL AND GENERAL LIABILITY PROGRAMS

The Corporation operates a wholly owned insurance company, Trinity Assurance, Ltd. (“TAL”). TAL qualifies as a captive insurance company and provides certain insurance coverage to the Corporation’s Health Ministries under a centralized program. The Corporation is self-insured for certain levels of general and professional liability, workers’ compensation, and certain other claims. The Corporation has limited its liability by purchasing other coverages from unrelated third-party commercial insurers. TAL has also limited its liability through commercial reinsurance arrangements.

The Corporation’s current self-insurance program includes \$25 million per occurrence with an additional \$5 million (\$10 million aggregate) layer for the professional liability and \$15 million per occurrence for general liability as well as \$10 million per occurrence for hospital government liability, \$5 million per occurrence for miscellaneous errors and omissions liability and network security and privacy liability, and \$1 million per occurrence for management liability (directors’ and officers’ and employment practices), and certain other coverages. In addition, through TAL and its various commercial reinsurers, the Corporation maintains integrated excess liability coverage with separate annual aggregate limits for professional/general liability and management liability. The Corporation self-insures \$750,000 per occurrence for workers’ compensation in most states, with commercial insurance providing coverage up to the statutory limits and self-insures up to \$500,000 per occurrence for first-party property damage with commercial insurance providing additional coverage. Privacy and network security coverage in excess of the self-insurance is also commercially insured.

TAL reinsures a portion of its risks in order to limit its exposure to losses. This reinsurance coverage is in excess of various attachment points. Reinsurance contracts do not relieve TAL from its obligations to policyholders. Failure of reinsurers to honor their obligations could result in losses to TAL. Consequently, TAL evaluates the financial condition of its reinsurers and monitors concentrations of credit risk arising from similar geographic regions, activities, or economic characteristics of the reinsurers to minimize exposure to significant losses from reinsurer insolvencies. TAL’s reinsurance contracts are placed with 21 commercial third party reinsurers with A.M. Best ratings of A- or better. Credit risk is minimized by TAL by monitoring counterparty creditworthiness. TAL manages credit risk on the reinsurance recoverable by dealing only with reinsurers with good credit ratings.

The liability for self-insurance reserves represents estimates of the ultimate net cost of all losses and loss adjustment expenses, which are incurred but unpaid at the consolidated balance sheet date. The reserves are based on the loss and loss adjustment expense factors inherent in the Corporation’s premium structure. Independent consulting actuaries determined these factors from estimates of the Corporation’s expenses and available industry-wide data.

The Corporation discounts the reserves to their present value and used a discount rate of 3.0% as of both September 30, 2024 and June 30, 2024. The reserves include estimates of future trends in claim severity and frequency. Although considerable variability is inherent in such estimates, management believes that the liability for unpaid claims and related adjustment expenses is adequate based on the loss experience of the Corporation. The estimates are continually reviewed and adjusted as necessary. The changes to the estimated self-insurance reserves were determined based upon the annual independent actuarial analyses.

Claims in excess of certain insurance coverage and the recorded self-insurance liability have been asserted against the Corporation by various claimants. The claims are in various stages of processing, and some may ultimately be brought to trial. There are known incidents occurring through September 30, 2024, that may result in the assertion of additional claims and other claims may be asserted arising from services provided in the past. While it is possible that settlement of asserted claims and claims which may be asserted in the future could result in liabilities in excess of amounts for which the Corporation has provided, management, based upon the advice of legal counsel, believes that the excess liability, if any, should not materially affect the consolidated financial statements of the Corporation.

7. PENSION AND OTHER BENEFIT PLANS

Deferred Compensation – The Corporation has nonqualified deferred compensation plans at certain Health Ministries that permit eligible employees to defer a portion of their compensation. The deferred amounts are distributable in cash after retirement or termination of employment. As of September 30, 2024, and June 30, 2024, the assets under these plans totaled \$500.8 million and \$472.1 million, respectively, and liabilities totaled \$512.5 million and \$480.3 million, respectively, which are included in self-insurance, benefit plans and other assets and other long-term liabilities in the consolidated balance sheets.

Defined Contribution Benefits – The Corporation sponsors defined contribution pension plans covering substantially all its employees. These programs are funded by employee voluntary contributions, subject to legal limitations. Prior to January 1, 2024, employer contributions to the majority of these plans included a nonelective contribution of 3% for participants who satisfied certain eligibility requirements, with a minimum nonelective contribution for certain participants, and varying levels of matching contributions based on employee service. Effective January 1, 2024, the nonelective contribution was eliminated and the matching contribution formula changed for most of the plans. The new formula provides 100% match on the first 3% of eligible compensation plus a 50% match on the next 7% of eligible compensation, regardless of employee service. Eligibility requirements to receive the matching contribution did not change. The employees direct their voluntary contributions and employer contributions among a variety of investment options. Contribution expense under the plans totaled \$109.1 million and \$103.3 million for the three-month periods ended September 30, 2024 and 2023, respectively, which is included in employee benefits in the consolidated statements of operations and changes in net assets.

Noncontributory Defined Benefit Pension Plans (“Pension Plans”) – The Corporation maintains qualified Pension Plans that are closed to new participants, and under which benefit accruals are frozen. Certain nonqualified, supplemental plan arrangements also provide retirement benefits to specified groups of participants. Certain plans are subject to the provisions of ERISA. Most of the plans sponsored by the Corporation are intended to be “Church Plans,” as defined in the Code Section 414(e) and Section 3(33) of the ERISA, as amended, which have not made an election under Section 410(d) of the Code to be subject to ERISA. The Corporation’s adopted funding policy for its qualified church plans, which is reviewed annually, is to fund the current service cost based on the accumulated benefit obligations and amortization of any under or over funding.

Postretirement Health Care and Life Insurance Benefits (“Postretirement Plans”) – The Corporation sponsors both funded and unfunded contributory plans to provide health care benefits to certain of its retirees. All of the Postretirement Plans are closed to new participants. The Postretirement Plans cover certain hourly and salaried employees who retire from certain Health Ministries. Medical benefits for these retirees are subject to deductibles and cost sharing provisions. The funded plans provide benefits to certain retirees at fixed dollar amounts in health reimbursement account arrangements for Medicare eligible participants.

Components of net periodic benefit expense (income) for the three-month periods ended September 30 consisted of the following (in thousands):

	Pension Plans		Postretirement Plans	
	2024	2023	2024	2023
Interest cost	\$ 71,898	\$ 73,535	\$ 870	\$ 942
Expected return on assets	(72,223)	(74,391)	(3,023)	(2,606)
Amortization of prior service cost	(1,226)	(1,226)	(39)	(87)
Recognized net actuarial loss (gain)	17,879	17,384	(1,835)	(1,419)
Net periodic benefit expense (income)	<u>\$ 16,328</u>	<u>\$ 15,302</u>	<u>\$ (4,027)</u>	<u>\$ (3,170)</u>

8. COMMITMENTS AND CONTINGENCIES

Contingencies - Change Healthcare, a subsidiary of UnitedHealth Group and a major clearinghouse for medical claims, experienced a cyberattack in February 2024. Although the Corporation’s systems were not directly impacted by this cyberattack, the event disrupted the billing and collection of patients accounts receivable and impacted the Corporation’s balance sheet during the third and fourth quarters of fiscal year 2024. The residual impacts to the Corporation’s balance sheet related to this cyberattack were mainly resolved during the first quarter of fiscal year 2025.

Litigation and Settlements – The Corporation is involved, from time to time, in litigation and regulatory investigations that may result in litigation or settlement, arising in the ordinary course of doing business. After consultation with legal counsel, management believes that these matters will be resolved without material adverse effect on the Corporation’s future consolidated financial position or results of operations.

Health Care Regulatory Environment – The health care industry is subject to numerous and complex federal, state and local government laws and regulations. These laws and regulations include, but are not limited to, matters such as licensure, accreditation, data privacy and security, government health care program participation requirements, government reimbursement rules for patient services, government rules for receipt and use of Coronavirus funding programs, fraud and abuse prevention requirements, and requirements for tax-exempt organizations. Laws and regulations concerning government programs, including Medicare, Medicaid, Medicare Advantage, Coronavirus Aid, Relief and Economic Security Act (“CARES Act”) and Paycheck Protection Program and Health Care Enhancement Act (“PPHCE Act”), are subject to varying interpretation. Compliance with such laws and regulations is nuanced and can be subject to future government review and interpretation as well as significant regulatory enforcement actions, including fines, penalties, and potential exclusion from government health care programs such as Medicare and Medicaid.

The Corporation and its Health Ministries periodically receive requests for information and notices of investigations regarding potential noncompliance with those laws and regulations, billing, payment, or other reimbursement matters; or indicating the existence of whistleblower litigation which, in some instances, have resulted in the Corporation entering into significant settlement agreements. There can be no assurance that regulatory authorities will not challenge the Corporation’s compliance with these laws and regulations. In addition, the contracts the Corporation has with commercial payers also provide for retroactive audit and review of claims.

The health care industry in general is experiencing an increase in these activities as federal and state governments increase their enforcement activities and institute new programs and tools designed to identify potential irregularities in reimbursement or quality of patient care. Based on the information received to date, management does not believe the ultimate resolution of these matters will have a material adverse effect on the Corporation's future consolidated financial position or results of operations. Trinity Health monitors its business activities for compliance with applicable laws and regulations and operates a values-based ethics and compliance program that is designed to meet or exceed applicable federal guidelines and industry standards.

9. SUBSEQUENT EVENTS

Management has evaluated subsequent events through November 22, 2024, the date the quarterly report was issued. The following subsequent event was noted:

On November 1, 2024, the Corporation refinanced \$50.0 million of direct placement bonds that were scheduled for mandatory put in November 2024, extending the mandatory put to December 2029.

Discussion and Analysis of Financial Condition and Results of Operations for Trinity Health

September 30, 2024



Introduction to Management's Discussion & Analysis

Trinity Health Corporation, an Indiana nonprofit corporation headquartered in Livonia, Michigan, and its subsidiaries ("Trinity Health" or the "Corporation"), controls one of the largest health care systems in the United States.

The preparation of financial statements in conformity with accounting principles generally accepted in the United States of America requires management of the Corporation to make assumptions, estimates and judgments that affect the amounts reported in the financial statements, including the notes thereto, and related disclosures of commitments and contingencies, if any. The Corporation considers critical accounting policies to be those that require more significant judgments and estimates in the preparation of its financial statements, including the following: recognition of net patient service revenue, which includes explicit and implicit price concessions; recorded values of investments and derivatives; evaluation of long-lived assets and goodwill for impairment; reserves for losses and expenses related to health care professional, general, and health plan liabilities; and risks and assumptions for measurement of pension and retiree health prepaid assets and liabilities. Management relies on historical experience and other assumptions, believed to be reasonable under the circumstances, in making its judgments and estimates. Actual results could differ materially from those estimates.

The Corporation uses operating cash flow as a measure of performance. The Corporation believes aggregate operating cash flow is important because it provides additional information about the Corporation's ability to incur and service debt and make capital contributions. Operating cash flow consists of operating income before depreciation and amortization, asset impairment charges, and interest expense. Operating cash flow is not a measurement of financial performance or liquidity under generally accepted accounting principles. It should not be considered in isolation or as a substitute for revenue over expenses, operating income, cash flows from operating activities or financing activities, or any other measure calculated in accordance with generally accepted accounting principles. The items excluded from operating

cash flow are significant components in understanding and evaluating financial performance.

Certain statements constitute "forward-looking statements." Such statements generally are identifiable by the terminology used such as "plan," "expect," "predict," "estimate," "anticipate," "forecast" or similar words. The achievement of certain results or other expectations contained in such forward-looking statements involve known and unknown risks, uncertainties, and other factors, many of which the Corporation is unable to predict or control, that may cause actual results, performance, or achievements to be materially different from those expressed or implied by forward-looking statements.

Economic Impacts and Industry Trends

Change Healthcare Cyberattack Incident – Change Healthcare, a major clearinghouse for medical claims, experienced a cyberattack in February 2024. The attack did not directly impact the Corporation's systems, but like other major health care systems, the event greatly disrupted the billing and collection of patients accounts receivable and impacted the Corporation's balance sheet during the third and fourth quarters of fiscal year 2024. The remaining residual impacts to the Corporation's balance sheet related to this cyberattack were mainly resolved during the first quarter of fiscal year 2025.

Patient Behavioral Trends – The Corporation is experiencing the following trends seen in the U.S. Health Care industry that continue to challenge and shape its health care services including: a shift from acute inpatient care to ambulatory, home health, PACE, urgent care, specialty pharmacy and digital telehealth care; changing demographics with a growing aging population requiring higher acuity treatments; and rising consumerism and shift to accountable health focusing on outcomes and lower-cost value based solutions.

Labor and Inflationary Trends – The Corporation's operating results show significant improvement over the prior year. However, the Corporation continues to endure negative impacts from changes in service mix, payer mix and patient behaviors, as well as broad global economic factors such continued inflated costs of labor and supplies, and the on-going nationwide shortage of nursing and

clinical staff as well as other industry disruptors. The Corporation’s response to these ongoing economic factors continues to require increased labor rates, use of contract labor and locum tenens staff.

Strategies and Response – The Corporation continues to take various actions utilizing the execution framework “Run, Evolve and Transform” in fiscal year 2025 to mitigate the impact on operations from negative ongoing industry trends and economic factors as well as other industry disruptors to continue to enhance its financial position.

The Corporation is focused on exceptional member experience through access to high quality clinical programs; optimization of medical group and clinical program strategies through expansion of core clinical programs and physician partnerships; accretive revenue growth within the Corporation’s markets, including development and growth of a new non-acute community division and new health segments with a heightened focus on medical groups, along with community based services and connected care across its continuum; labor retention, recruitment, and stabilization through continued utilization of its FirstChoice internal staffing agency to augment labor stabilization; and continued focus on the alignment of operating costs with revenue levels. The Corporation also continues to focus on optimization of revenue realization utilizing a multifaceted payer strategy to address a challenging payer environment in the health care industry and obtain fair and accurate payment levels to cover costs.

To address labor shortages, the Corporation is utilizing an innovative care delivery model using a 3-person team with on-site and virtual nursing named “TogetherTeam Virtual Connected Care” that is being implemented system-wide and is already active in 24 hospitals and 62 nursing units, with additional sites slated to go live throughout fiscal year 2025. This new model has led to improvements in patient and employee safety, access to care, employee retention and patient satisfaction. Furthermore, the Corporation continues to reallocate resources to support its operations and clinicians and remains focused on investments supporting attainment of mission-critical initiatives.

Recent Developments

The Corporation continually evaluates potential opportunities for strategic growth as part of the overall strategic plan. In addition to pursuing growth through strategic capital investment and organically, at our ministries, the Corporation’s approach to strategic growth includes pursuing prudent mergers, acquisitions, joint ventures, and portfolio management transactions. As further described in Note 3 of the June 30, 2024 audited financial statements, the following material transaction was undertaken:

BayCare Health System – The Corporation held a 50.4% interest in BayCare Health System Inc. and Affiliates (“BayCare”), a Florida not-for-profit corporation. The Corporation accounted for BayCare under the equity method of accounting. The Corporation and BayCare signed a Definitive Agreement that was effective June 27, 2024 under which the Corporation disaffiliated as a corporate member of BayCare.

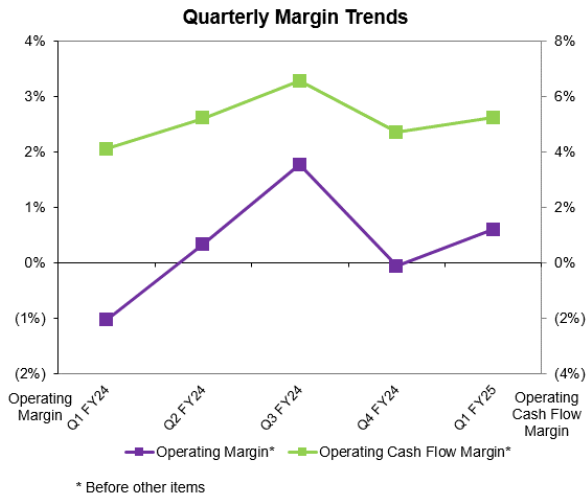
Results from Operations

For the three months ended September 30,		
(dollars in millions)	FY24	FY25
Operating (Loss) Income	(\$58.6)	\$36.7
Operating Revenue	\$5,627.9	\$6,200.1
Operating Margin	-1.0%	0.6%
Operating Cash Flow Margin	4.1%	5.2%

Operating Income (Loss)

Trinity Health reported significant improvements in operating performance with operating income of \$36.7 million (operating margin of 0.6 percent) for the three months ended September 30, 2024. Operating income grew \$95.3 million compared to operating losses of \$58.6 million, (operating margin of [1.0]) for the three months ended September 30, 2023. During the three months ended September 30, 2024, operating cash flow of \$324.3 million (operating cash flow margin of 5.2 percent) grew \$94.1 million, or 40.9 percent compared to \$230.2 million (operating cash flow margin of 4.1 percent) for the same period of the prior fiscal year. Improvements were achieved in payment rates and patient care volumes. These improvements were slightly offset by unfavorable payer mix shifts and acuity. In addition, there were several revenue and cost management initiatives that improved

operations as described above in “Economic Impacts and Industry Trends – Strategies and Response” and subsequently in “Revenue.” Quarterly margins continue to show improvement over the prior year and positive trajectory as illustrated in the chart below.



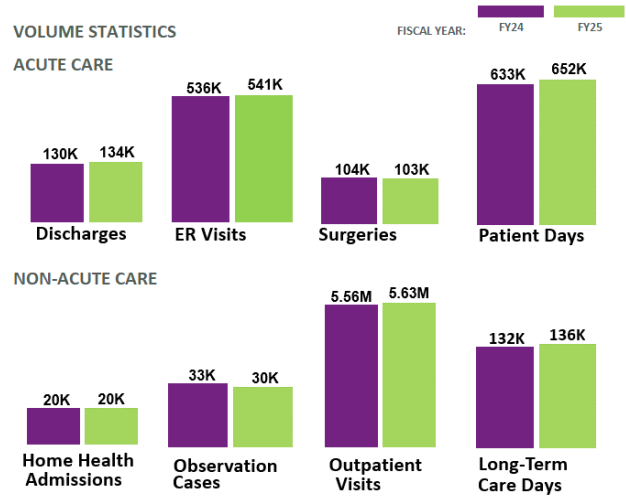
Volumes as measured by case mix adjusted equivalent discharges (“CMAEDs”), increased 1.7 percent, during the three months ended September 30, 2024, compared to the same period in the prior fiscal year.

Revenue

Total operating revenue of \$6.2 billion increased \$572.2 million, or 10.2 percent, for the three months ended September 30, 2024 compared to the same period in the prior fiscal year. Net patient service revenue grew \$476.2 million, or 9.9 percent primarily due to improvements in payment rates (inclusive of \$132.3 million for the new recurring Medicaid provider tax funding in Iowa and Medicaid provider tax rate changes in Michigan, that were initially recognized during the third quarter of fiscal year 2024). Prior to the Iowa and Michigan Medicaid provider tax program changes, net patient service revenue increased \$343.9 million or 7.1 percent for the three months ended September 30, 2024 compared to the same period in the prior fiscal year.

Other revenue in the first three months of fiscal year 2025 increased \$77.9 million, or 15.3 percent, compared to the same period of the prior fiscal year, primarily driven by \$41.8 million of pharmacy revenue and an increase in equity in earnings of unconsolidated affiliates. These increases were partially offset by a \$33.7 million reduction in gainshare revenue mostly due to timing as calendar

year 2022 Medicare Shared Savings Program Enhanced Track was accrued during the first quarter of fiscal year 2024. Premium and capitation revenue increased \$17.5 million or 6.3 percent, primarily within the Corporation’s health plans and PACE programs. The majority of the Corporation’s revenue is comprised of outpatient and other non-patient revenue, and the Corporation continues to diversify its business segments to gain better position for balanced performance when individual segments are challenged.



Expenses

Total operating expenses of \$6.2 billion increased at a slower pace, by \$476.9 million, or 8.4 percent, for the three months ended September 30, 2024, compared to the same period in the prior fiscal year. Total operating costs per case (as measured by CMAEDs and excluding the Iowa and Michigan Medicaid provider tax program changes, that were initially recognized during the third quarter of fiscal year 2024) increased 4.2 percent compared to the same period in the prior year as the Corporation continues to tightly manage operating costs. Salaries and wages rose \$190.7 million, or 7.5 percent, inclusive of a 3.8 percent increase in FTEs and a 3.5 percent increase in salary rates, as the Corporation continues to implement actions to address industry wide staffing shortages and wage inflation to keep labor cost in line with revenue. Employee benefits increased \$40.8 million or 8.3 percent, primarily driven by a \$21.2 million, or 12.3 percent, increase in employee health plan costs and other increases related to growth in FTEs.

Supply costs increased \$98.7 million, or 9.5 percent, driven by rate increases primarily related to drugs, retail

pharmacy, surgical supplies, and volumes. Supplies as a percent of net patient service revenue, excluding the Iowa and Michigan Medicaid provider tax program changes initially recognized during the third quarter of fiscal year 2024, increased 0.8 percent from the same period of the prior year. Increases were also reported in other expenses, which includes \$48 million of increased provider tax expense related to the Iowa and Michigan Medicaid provider tax program changes, purchased services and medical claims, and occupancy. These increases were partly offset by reductions in contract labor.

Nonoperating Items

The Corporation reported non-operating income of \$572.6 million for the three months ended September 30, 2024 compared to non-operating losses of \$139.2 million for the three months ended September 30, 2023. The increase is primarily driven by investment earnings of \$580.8 million, or 4.6 percent in the first quarter of fiscal year 2025, compared to losses of \$140.7 million, or (1.3%) for the same period in the previous fiscal year, a \$721.5 million improvement. Equity in earnings of unconsolidated affiliates increased \$25.8 million. These increases were partially offset by a decrease of \$35.4 million in change in market value and cash payments of interest rate swaps.

Excess (Deficiency) of Revenue over Expenses

Excess of revenue over expenses of \$586.9 million, or net margin of 8.6 percent, for the first three months ended September 30, 2024 compared to deficiency of revenue over expenses of \$211.5 million, or net margin of (3.9) percent, for the same period of the prior fiscal year. The improvement was driven by increased nonoperating investment earnings of \$721.5 million and a \$95.3 million improvement in operating income.

Balance Sheet

The Corporation's balance sheet remains strong with continued capacity for accretive investments due to the receipt of \$4.0 billion in cash related to the BayCare disaffiliation during June of 2024. The Corporation reported total assets of \$34.0 billion as of September 30, 2024, an increase of \$747.3 million, or 2.2 percent compared to June 30, 2024. The growth includes a \$407.5 million increase in security lending collateral, a \$201.8 million increase in unrestricted cash and investments and

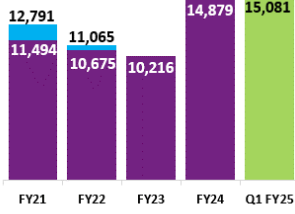
a \$121.2 million increase in prepaid expenses and other assets. The increases were partially offset by a reduction in estimated receivables from third party payers of \$134.5 million largely driven by cash received net of accruals related to the Iowa and Michigan Medicaid provider tax program changes.

Unrestricted cash and investments totaled \$15.1 billion, or 234 days cash on hand, as of September 30, 2024, compared to \$14.9 billion, or 238 days, as of June 30, 2024. Net days in accounts receivable increased slightly by 0.1 days to 47.1 days from June 30, 2024 to September 30, 2024 mostly attributed to held billings related to in process payer contract rate revisions that were delayed during the first quarter of 2025 offset by Change Healthcare related billing backlogs at June 30 that were largely resolved during the first quarter of fiscal year 2025.

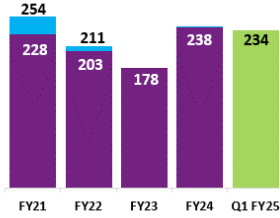
Total liabilities of \$14.4 billion increased \$95.9 million or 0.7 percent compared to June 30, 2024. The growth includes a \$407.5 million increase in amounts payable under security lending agreements offset by a decrease in accounts payable and accrued expenses of \$363.9 million as the Corporation released payments to certain vendors that were slowed due to prior year billing disruptions caused by Change Healthcare's cyber event. Debt to capitalization was 29.2 percent as of September 30, 2024, compared to 30.0 percent as of June 30, 2024. Cash to debt increased from 197 percent to 200 percent from June 30, 2024 to September 30, 2024.

Balance Sheet Metrics

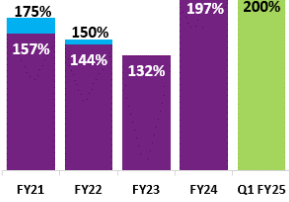
UNRESTRICTED CASH (\$ in Millions)



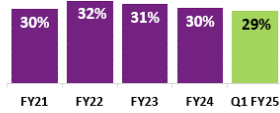
DAYS CASH



CASH TO DEBT RATIO



DEBT TO CAPITALIZATION RATIO



Includes liquidity strategies executed early in the COVID-19 pandemic to mitigate potential liquidity issues; includes lines of credit draws, Medicare cash advances and deferred payment of employer portion of social security taxes.

Statement of Cash Flows

Cash, cash equivalents and restricted cash decreased \$20.8 million during the three months ended September 30, 2024. Operating activities provided \$4.8 million of cash, while investing activities used \$2.5 million of cash, including \$237 million for purchases of property and equipment offset by \$235.9 million net sales of investments. Financing activities used \$23.1 million of cash, driven by \$12.8 million in debt repayments net of debt issued.

TRINITY HEALTH
Liquidity Reporting
September 30, 2024

(\$ in millions)
(unaudited)

ASSETS

Daily Liquidity

Money Market Funds (Moody's rated Aaa)	\$ 200
Checking and Deposit Accounts (at P-1 rated bank)	409
Repurchase Agreements	-
U.S. Treasuries & Aaa-rated Agencies	-
Dedicated Bank Lines	600
Subtotal Daily Liquidity (Cash & Securities)	\$ 1,209

Undrawn Portion of \$600 Million Taxable Commercial Paper Program	500
---	-----

Subtotal Daily Liquidity Including Taxable Commercial Paper Program **\$ 1,709**

Weekly Liquidity

Exchange Traded Equity	\$ 4,129
Publicly Traded Fixed Income Securities Rated at least Aa3 and Bond Funds	5,796
Equity Funds	842
Other	245
Subtotal Weekly Liquidity	11,012

TOTAL DAILY AND WEEKLY LIQUIDITY **\$ 12,721**

Longer-Term Liquidity

Funds, vehicles, investments that allow withdrawals with less than one-month notice	-
Funds, vehicles, investments that allow withdrawals with one-month notice or longer	3,642
Total Longer-Term Liquidity	\$ 3,642

LIABILITIES (Self-liquidity Variable Rate Demand Bonds & Commercial Paper)

Weekly Put Bonds

VRDO Bonds (7-day)	\$ 164
--------------------	--------

Long-Mode Put Bonds

VRDO Bonds (Commercial Paper Mode)	134
------------------------------------	-----

<u>Taxable Commercial Paper Outstanding</u>	100
--	------------

TOTAL SELF-LIQUIDITY DEBT AND COMMERCIAL PAPER **\$ 398**

Ratio of Daily and Weekly Liquidity to Self-Liquidity Debt and Commercial Paper **31.96**

Trinity Health
Financial Ratios and Statistics (Unaudited)

	September 30, 2023	September 30, 2024
<u>Financial Indicators</u>		
Liquidity Ratios (as of September 30)		
Days Cash on Hand	167	234
Days in Accounts Receivable, Net	45.9	47.1
Leverage Ratios (as of September 30)		
Debt to Capitalization	31%	29%
Cash to Debt	129%	200%
Profitability Ratios (For the three months ended September 30)		
Operating Margin	(1.0%)	0.6%
Operating Cash Flow Margin	4.1%	5.2%
<u>Statistical Indicators (For the three months ended September 30)</u>		
Rounded to nearest thousand		
Discharges	130,000	134,000
Patient Days	633,000	652,000
Outpatient Visits	5,557,000	5,631,000
Emergency Room Visits	536,000	541,000
Observation Cases	33,000	30,000
<u>Continuing Care</u>		
Home Health Admissions	20,000	20,000
Long-term Care Patient Days	132,000	136,000